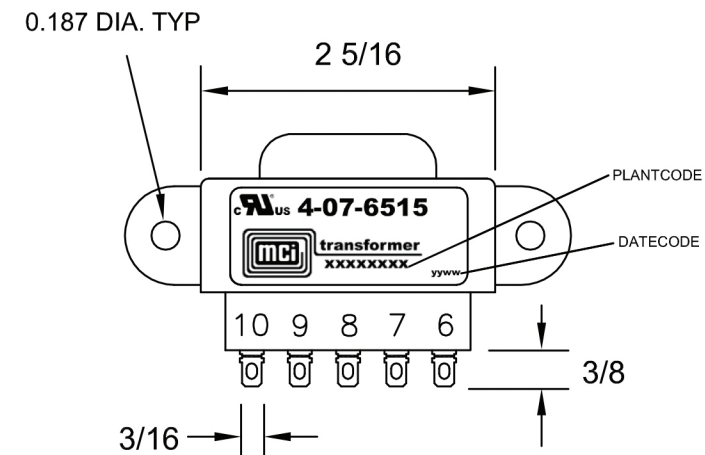
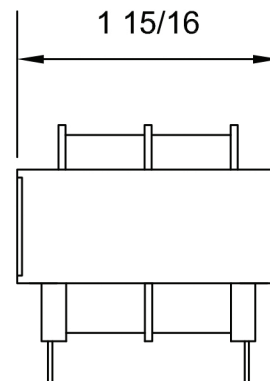
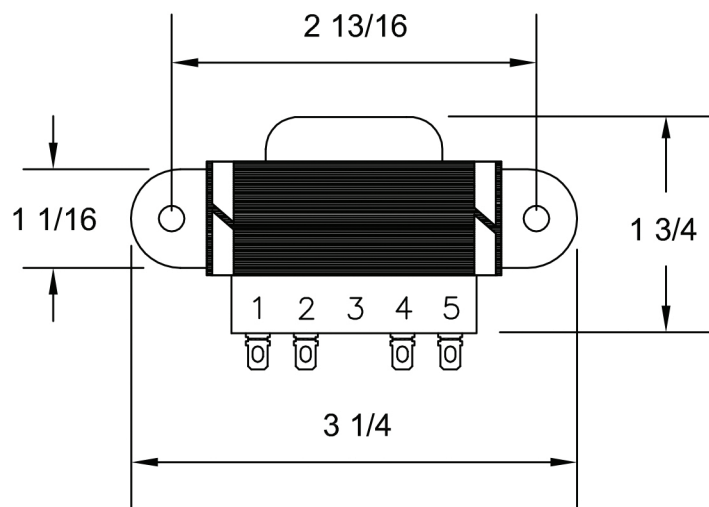


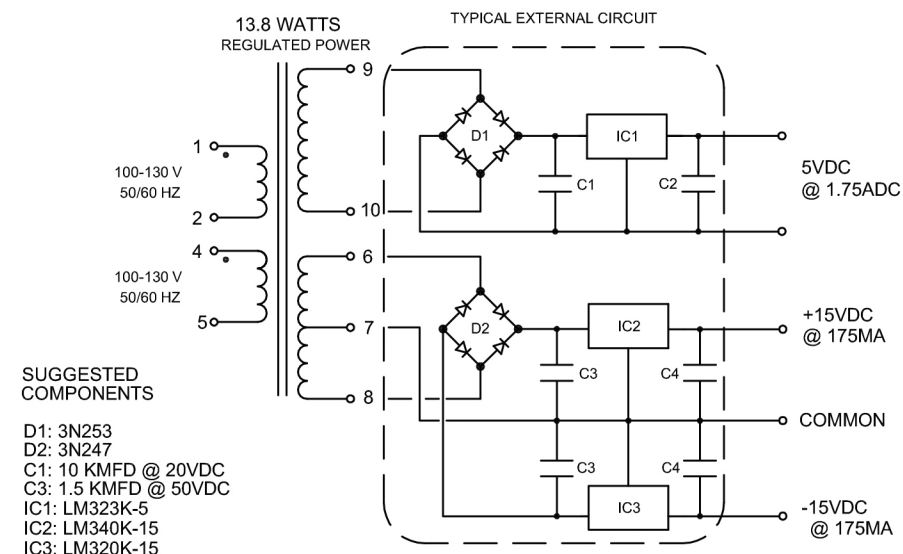
REVISIONS

LETTER	DESCRIPTION	DWG BY	DATE
A	REDRAWN AND UPDATED NOTES	JOW3	12-16-16
B	UPDATED LABEL	JOW3	8-1-17



NOTES:

- 1) UL INSULATION SYSTEM E86543-CLASS F 155°C.
- 2) UL RECOGNIZED COMPONENT: FILE # E86403
- 3) 2500 VRMS HIPOT BETWEEN PRIMARY AND (SECONDARY + CORE). 500 VOLTS BETWEEN SECONDARY AND CORE.
- 4) WEIGHT: 1.1 LBS.
- 5) RoHS AND REACH COMPLIANT
- 6) ALL DIMENSIONS ARE IN INCHES.
- 7) OUTPUT CAPACITORS C2 AND C4 ARE REQUIRED TO STABILIZE REGULATORS. VALUES CAN BE 1 MFD MIN. TANTALUM OR 10 MFD MIN. ELECTROLYTIC, 20V MIN.
- 8) LM-338 IS AN ADJUSTABLE REGULATOR AND MFR'S SPECIFICATION (NATIONAL SEMICONDUCTOR) SHOULD BE CONSULTED FOR VALUES OF THE EXTERNAL COMPONENTS.
- 9) ALL IC'S ARE NATIONAL SEMICONDUCTOR TYPES.
- 10) ALL DIODES ARE MOTOROLA TYPES.



MCI

NORTH BABYLON N.Y.

CUSTOMER MCI				
TITLE QUICK CONNECT POWER TRANSFORMER				
DRAWN BY SMS	APPRVD BY JOW	SCALE NONE	DATE 11-10-14	DRAWING NUMBER 4-07-6515